


GC-WB867D-I

Installation Guide/ 安装指南

安装指南/インストールガイド

12WE6-WBACD-10AR

Installing the Wi-Fi/Bluetooth Card · 安裝Wi-Fi/藍牙卡 安裝Wi-Fi/藍牙卡 · Wi-Fi/Bluetoothカードを取り付ける





Step 1:

Install the Wi-Fi/Bluetooth card in a PCI Express x1 slot. Connect one end of the USB cable to the USB connector on the Wi-Fi/Bluetooth card.

步驟一：


先將Wi-Fi/藍牙卡安裝至PCI Express x1 插槽，接著將USB排線的一端接至無線/藍牙卡的USB連接埠插座。

步驟一：

先將Wi-Fi/藍牙卡安裝至PCI Express x1插槽，接著將USB排線的一端接至無線/藍牙卡的USB連接端口插座。

ステップ 1:

Wi-Fi/Bluetooth カードを PCI Express x1 スロットに装着します。USB ケーブルの一方の端を Wi-Fi/Bluetooth カードの USB コネクタに接続します。



Step 2:

Connect the other end of the USB cable to the F_USB connector on the motherboard.

步驟二：


再將USB排線的另一端接至主機板的F_USB插座。

ステップ 2:

再将USB排线的另一端接至主板的F_USB插座。

ステップ 2:

USB ケーブルのもう一方の端をマザーボードの F_USB コネクタに接続します。



Step 3:

Tighten the antenna cables to the antenna connectors on the Wi-Fi/Bluetooth card respectively.

步驟三：


將天線鎖至Wi-Fi/藍牙卡的天線連接埠。

ステップ3:

将天线锁至Wi-Fi/蓝牙卡的天线连接端口。

ステップ3:

アンテナケーブルをそれぞれWi-Fi/Bluetoothカードのアンテナコネクタにしっかりと接続します。



Step 4:

Then move the antennas to a place where the signal is good.

步驟四：

完成安裝後將天線移至收訊良好處。

步驟四：

完成安裝後將天線移至收訊良好處。

ステップ 4:

次に、ワイヤレス信号が受信しやすい場所にアンテナを配置します。

Installing the Drivers and Utilities ・ 安裝驅動程式及工具 安裝驅動程序及工具 ・ ドライバとユーティリティをインストールする

After the computer starts, install the driver for the Wi-Fi/Bluetooth Card. Adjust your wireless LAN configuration based on your environment after installing the driver.

啟動電腦後請安裝Wi-Fi/藍牙卡驅動程式。完成後即可依環境中的無線網路選擇連接。

启动电脑后请安装Wi-Fi/蓝牙卡驱动程序。完成后即可依环境中的无线网络选择连接。

コンピュータが起動した後、Wi-Fi/Bluetoothカードのドライバーをインストールしてください。ドライバーをインストールした後に、ご使用の環境に基づいて、ワイヤレスLANの設定を行います。



FCC Notice (U.S.A. Only)

This equipment generates, uses, and can radiate radio frequency energy and, if not installed and used in accordance with the instructions, may cause harmful interference to radio communications. However, there is no guarantee that interference will not occur in a particular installation. If this equipment does cause harmful interference to radio or television reception, which can be determined by turning the equipment off and on, the user is encouraged to try to correct the interference by one or more of the following measures:

- Reorient or relocate the receiving antenna.
- Increase the separation between the equipment and receiver.
- Connect the equipment into an outlet on a circuit different from that to which the receiver is connected.
- Consult a dealer or experienced TV/radio technician for help.

Properly shielded and grounded cables and connectors must be used in order to meet FCC emission limits. Neither the Dealer nor the Manufacturer are responsible for any radio or television interference caused by using other than recommended cables and connectors or by unauthorized changes or modifications to this equipment. Unauthorized changes or modifications could void the user's authority to operate the equipment.

European Community Directive R&TTE Directive Compliance Statement:

This equipment complies with all the requirements and other relevant provisions of Directive 1999/5/EC of the European Parliament and the Council of March 9, 1999 on Radio Equipment and Telecommunication Terminal Equipment (R&TTE).

This equipment is suitable for home and office use in all the European Community Member States and EFTA Member States.

The low band 5.15 -5.35 GHz is for indoor use only.

France:

Pour la France métropolitaine

2.400 - 2.4835 GHz (Canaux 1 à 13) autorisé en usage intérieur

2.400 - 2.454 GHz (canaux 1 à 7) autorisé en usage extérieur

Pour la Guyane et la Réunion

2.400 - 2.4835 GHz (Canaux 1 à 13) autorisé en usage intérieur.

2.420 - 2.4835 GHz (canaux 5 à 13) autorisé en usage extérieur

Italy:

The use of these equipments is regulated by:

1. D.L.gs 1.8.2003, n. 259, article 104 (activity subject to general authorization) for outdoor use and article 105 (free use) for indoor use, in both cases for private use.
2. D.M. 28.5.03, for supply to public of RLAN access to networks and telecom services.

L'uso degli apparati è regolamentato da:

1. D.L.gs 1.8.2003, n. 259, articoli 104 (attività soggette ad autorizzazione generale) se utilizzati al di fuori del proprio fondo e 105 (libero uso) se utilizzati entro il proprio fondo, in entrambi i casi per uso private.
2. D.M. 28.5.03, per la fornitura al pubblico dell'accesso R-LAN alle reti e ai servizi di telecomunicazioni.

Taiwan NCC Wireless Statements / 無線設備警告聲明:

低功率電波輻射性電機管理辦法

第十二條: 經型式認證合格之低功率射頻電機，非經許可，公司、商號或使用者均不得擅自變更頻率、加大功率或變更原設計之特性及功能。

第十四條: 低功率射頻電機之使用不得影響飛航安全及干擾合法通信；經發現有干擾現象時，應立即停用，並改善至無干擾時方得繼續使用。

前項合法通信，指依電信法規定作業之無線電通信。

低功率射頻電機須忍受合法通信或工業、科學及醫療用電波輻射性電機設備之干擾。

低功率射頻電機技術規範

4.7: 在5.25-5.35GHz頻帶內操作之無線資訊傳輸設備，限於室內使用。

Korea KCC NCC Wireless Statement:

5.25GHz - 5.35 GHz 대역을 사용하는 무선 장치는 실내에서만 사용하도록 제한됩니다.

Japan Wireless Statement:

5.15GHz帯 ~ 5.35GHz帯: 屋内のみの使用。

Declaration of Conformity

We, Manufacturer/Importer,

G.B.T. Technology Trading GmbH

Address: **Bullenkoppel 16, 22047 Hamburg, Germany**

Declares that the product

Product Type: **PCIe add-in card**

Product Name: **GC-WB87D-I**

conforms with the essential requirements of the following directives:

2004/108/EC EMC Directive:

- | | |
|----------------------------------------------------------------------|---------------------------|
| <input checked="" type="checkbox"/> Conduction & Radiated Emissions: | EN 55022:2010 |
| <input checked="" type="checkbox"/> Immunity: | EN 55024:2010 |
| <input checked="" type="checkbox"/> Power-line harmonics: | EN 61000-3-2:2006+A2:2009 |
| <input checked="" type="checkbox"/> Power-line flicker: | EN 61000-3-3:2008 |

2006/95/EC LVD Directive

- | | |
|---------------------------------------------|----------------------------------|
| <input checked="" type="checkbox"/> Safety: | EN60950-1:2006+A11:2009+A12:2011 |
|---------------------------------------------|----------------------------------|

1999/5/EC RoHS Directive

- | | |
|-------------------------------------------------------------|-------------------------------------------------------------------------------------|
| <input checked="" type="checkbox"/> Technical Requirements: | EN 300 328 v1.8.1
EN 301 489-1 V1.0.2, EN 301 489-17 v2.2.1
EN 301 489 V1.7.1 |
|-------------------------------------------------------------|-------------------------------------------------------------------------------------|

2011/65/EU RoHS Directive

- | | |
|-------------------------------------------------------------------------------------------------------|------------------------------------------------------------------------------------------------------------------------------------------------|
| <input checked="" type="checkbox"/> Restriction of use of certain substances in electronic equipment: | This product does not contain any of the restricted substances listed in Annex II, in concentrations and applications banned by the directive. |
|-------------------------------------------------------------------------------------------------------|------------------------------------------------------------------------------------------------------------------------------------------------|

CE marking



Signature: Timmy Heang

(date)

Date: 09/20/2013

Name: Timmy Heang

DECLARATION OF CONFORMITY

Per FCC Part 2 Section 2.1077(a)



Responsible Party Name: **G.B.T. INC. (U.S.A.)**

Address: **17358 Railroad Street
City of Industry, CA 91748**

Phone/Fax No: (626) 854-9338/ (626) 854-9326

hereby declares that the product

Product Name: PCIe add-in card

Model Number: GC-WB87D-I

Conforms to the following specifications:

FCC Part 15, Subpart B, Section 15.107(a) and Section 15.109 (a), Class B Digital Device

Supplementary Information:

This device complies with part 15 of the FCC Rules. Operation is subject to the following two conditions: (1) This device may not cause harmful and (2) this device must accept any interference received, including that may cause undesired operation.










Representative Person's Name: ERIC LU

Signature: Eric Lu

Date: 09_20_2013

GC-WB867D-I:

Wireless Module Country Approvals/無線裝置國家/地區認證:

United States FCC: PD97260HU	European Union  	Philippines ESD-1307219C	United Arab Emirates ERO105789/13
Canada IC: 1000M-7260H		Qatar ICTQATAR/RT/2013/R-3412	Ukraine 10094.001216-13 NB: 10094.001213-13
Algeria 300/IR/AGR/PC/ARPT/2013	India AN: NR-ETA / 546 NB: NR-ETA / 547 BN: NR-ETA / 548	Serbia 	
Australia & New-Zealand 	Japan  003-130044 D13002003 5.15-5.35GHz Indoor use only	Singapore Complies with ISIR Standards DB 02941	Uruguay URSEC: 210/FR/2013
Brazil  0640-13-2198  (01)07898355950261 <small>Este equipamento opera em caráter secundário, isto é, não tem direito a proteção contra interferências prejudiciais, mesmo de estações do mesmo tipo, e não pode causar interferência a sistemas operando em caráter primário.</small>	Jordan TRC/LPD/2013/113	South Korea  KCC-CRM-INT-7260HMW AN: KCC-CRM-INT-7260HMWAN NB: KCC-CRM-INT-7260HMWNB BN: KCC-CRM-INT-7260HMWBN	
Chile 2092/DFRS08617/F-50	Morocco MR 7946 ANRT 2013	Taiwan  CCAHI3LP0320T1 AN: CCAH13LP0340T7 NB: CCAH13LP0360T0 BN: CCAH13LP0380T6	
China AN: CMIIT ID-2013AJ0752 NB: CMIIT ID-2013AJ0757 BN: CMIIT ID-2013AJ0754	Nigeria "Connection and use of this communications equipment is permitted by the Nigerian Communications Commission"		

See the latest safety and regulatory documents at:

<http://www.gigabyte.com/products/product-page.aspx?pid=4739>